

# TIGGO8

**CSH**  
CHERY SUPER HYBRID





# ENJOY YOUR **FIRST CLASS**



## **HIGHLIGHT**

The TIGGO8 CSH is a 7-seat plug-in hybrid SUV crafted to deliver a first-class driving experience with superior comfort and advanced safety for all passengers, ensuring every family journey is filled with joy.



## **Ultimate Family Comfort**

The second-row seats slide up to 40 cm to provide added comfort and generous legroom.



## **Premium Comfort Experience**

Experience premium comfort with the soft-touch cabin design, featuring generous space and foldable third-row seats to adapt to your family's versatile lifestyle.





## SUPER PERFORMANCE\*

Maximum  
power output  
(Horsepower)

**501**

Maximum  
torque

**735** Nm

0-100 km/h  
acceleration

**6.8**

seconds

## SUPER EFFICIENCY

Combined driving range  
(NEDC standard)

**1,200**

kilometers

Electric-only range  
(NEDC standard)

**95**\*\*

kilometers

## SUPER FAST CHARGING\*\*\*

D/C  
fast charging

**30% – 80%**

in

**20**

minutes



**The TIGGO8 CSH plug-in hybrid is powered by CHERY SUPER HYBRID technology (SUPER HEV+EV)**

An exclusive CHERY innovation delivering a smooth, enjoyable, and environmentally-friendly driving experience.

\*PHEV 4WD ELITE model / \*\*PHEV 2WD ESTEEM model / \*\*\*Charging time depends on environmental conditions and state of battery during use.



EXTERIOR

# Design That Captures Attention



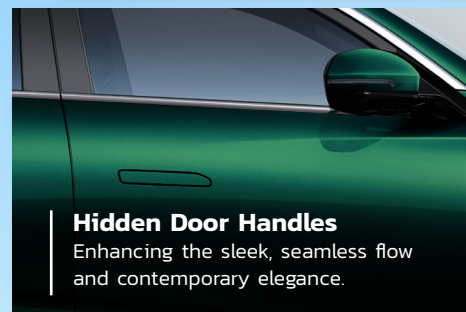
#### Intelligent LED Headlights

Bright and safe illumination on every road.



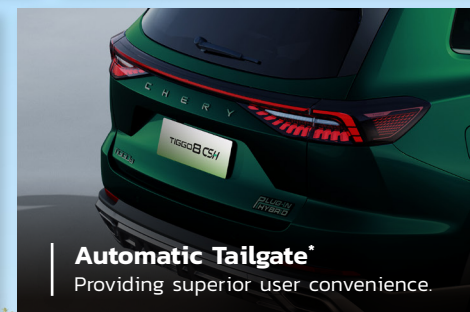
#### Diamond-Shape Grille

Reflecting a bold, modern, and luxurious identity in every dimension.



#### Hidden Door Handles

Enhancing the sleek, seamless flow and contemporary elegance.



#### Automatic Tailgate\*

Providing superior user convenience.



## TIGGO8 CSH

Elevate every journey through sleek, sophisticated design. Expertly blending refined craftsmanship with modern confidence, the **TIGGO8 CSH** defines a distinctive expression that invites you to **Enjoy Your First Class**.

\*PHEV 4WD ELITE model only



# INTERIOR



**Take every journey to new heights** with intelligent technology and a comprehensive suite of convenient features. Voice command system, 15.6-inch touchscreen display, and 540° surround-view camera.



## First-Class Entertainment

Indulge in immersive sound with the Sony 12-speaker premium sound system.\*

\*PHEV 4WD ELITE model only



## Queen Seat Comfort

Relax in your 'Queen Seat' with 10-point massage\* and calf support\* functions delivering ultimate comfort and first-class relaxation.



## 50W Fast Wireless Charging

Conveniently power your devices from 20% - 80% in 40 minutes. (Compatible models only)




# SAFETY FEATURES



## ADVANCED DRIVER-ASSISTANCE SYSTEM

- ADAPTIVE CRUISE CONTROL (ACC)
- TRAFFIC JAM AVOIDANCE ASSISTANT (TJA)
- INTEGRATED CRUISE ASSIST (ICA)
- AUTONOMOUS EMERGENCY BRAKING (AEB)
- FRONT COLLISION WARNING (FCW)
- REAR CROSS TRAFFIC ALERT (RCTA)
- REAR CROSS TRAFFIC BRAKING (RCTB)
- DOOR OPEN WARNING (DOW)
- LANE DEPARTURE WARNING (LDW)
- LANE DEPARTURE PREVENTION (LDP)
- EMERGENCY LANE KEEPING (ELK)
- INTELLIGENT SPEED ASSISTANCE (ISA)
- BLIND-SPOT DETECTION (BSD)
- DRIVER MONITORING SYSTEM (DMS)
- HIGH BEAM/LOW BEAM AUTO ADJUST
- SPEED LIMIT REMINDER

\*PHEV 4WD ELITE model only



## Uncompromising Safety & Strength (Ultra-high-strength steel)

Built with ultra-high-strength steel for exceptional rigidity and safety, ensuring peace of mind on every journey.



## 10-Point Airbag System\*

10 strategically positioned airbags throughout the cabin provide comprehensive protection, reinforcing safety and confidence in every situation.



## Reinforced Battery Protection

The battery is secured with a high-quality steel plate to shield against impact and minimize potential damage.



Grade		PHEV 2WD ESTEEM	PHEV 4WD ELITE
Technical Data			
Powertrain		CHERY SUPER HYBRID (PHEV)	
Drive mode		FRONT 2WD	4WD
Maximum engine power	kW (Ps)	105 (143)	
Maximum engine torque	Nm	215	
Number of drive motors		1 MOTOR	2 MOTORS
Number of generators		1 MOTOR	
Maximum motor power	kW (Ps)	150 (204)	263 (358)
Maximum motor torque	Nm	310	520
Battery capacity	kWh	18.4	
EV driving range*	mk (NEDC standard)	95	78
Total driving range*	mk (NEDC standard)	1,200	
AC charge mode	kW	6.6	
DC charge mode (estimated) (maximum)	kW	40	
Vehicle to load (V2L)	kW	3.3	
Acceleration 0-100 km/h (estimated)	sec	8.5	6.8
Top speed	km / h	180	
Luggage compartment capacity	L	494 (THIRD-ROW FOLDING SEATS)	
Transmission		DHT TRANSMISSION	
Dimensions (L x W x H)	mm	4,725 X 1,860 X 1,705	
Wheelbase	mm	2,710	
Distance (front / rear)	mm	1,582 / 1,604	
Ground floor clearance	mm	166	161
Front suspension - MacPherson strut		●	
Rear suspension - Multi-link		●	
Front ventilated disc brakes		●	
Rear disc brakes		●	
Tires/wheels - front and rear		235/50 R19	
Repair kit		●	
Comfort Technology			
Driving system		HEV / EV / EV+	
Energy management		INITIAL / SMART / FORCE	
Driving mode (ECO, NORMAL, SPORT)		●	SNOW, SAND, OFF-ROAD
Drive Mode Memory		●	
360° Surround-view camera with 540° view display system		●	
Front and rear parking sensors		REAR ONLY	●
Adaptive cruise control (ACC)		●	
Traffic jam avoidance assistant (TJA)		●	
Integrated cruise assist (ICA)		●	
Tire pressure monitoring system (TPMS)		●	
Central locking		●	
Auto door lock		●	
Auto-sensing tailgate		-	●

Grade		PHEV 2WD ESTEEM	PHEV 4WD ELITE
Comfort Technology			
Electrical park brake (EPB) with Autohold		●	
Application control		●	
Voice recognition		●	
Safety Technology			
Autonomous emergency braking (AEB)		●	
Front collision warning (FCW)		●	
Rear cross traffic alert (RCTA)		●	
Rear cross traffic braking (RCTB)		●	
Door open warning (DOW)		●	
Lane departure warning (LDW)		●	
Lane departure prevention (LDP)		●	
Emergency lane keeping (ELK)		●	
Speed limit warning system		●	
Intelligent speed assistance (ISA)		●	
Blind-spot detection (BSD)		●	
Hill start assist control (HAC)		●	
Hill descent control (HDC)		●	
Driver monitoring system (DMS)		●	
Front dual airbags		●	
Front side airbags		●	
Side curtain airbags		●	
Driver knee airbag		●	
Center airbag between front passengers		●	
Second-row side airbags	-		●
ISOFIX		●	
Brake override system (BOS)		●	
Electronic stability program (ESP)		●	
Traction control system (TCS)		●	
Anti-skid brake system (ABS)		●	
Electric brake force distribution (EBD)		●	
Brake assist system (BAS)		●	
Exterior Equipment			
LED headlight		●	
Follow-me-home headlight function		●	
Automatic headlight		●	
High beam/low beam auto adjust		●	
LED DRL daytime running lamp		●	
LED rear lamp		●	
LED high mounting stop light		●	
Rear fog lamp		●	
Acoustic front windshield and windows		●	
Power windows with one-touch operation		●	

Grade	PHEV 2WD ESTEEM	PHEV 4WD ELITE
Exterior Equipment		
Power door mirrors with automatic folding operation		●
Door mirror with turning signal		●
Door mirror with floor light	-	●
Door mirror with memory	-	●
Door mirror with heating		●
Panoramic sunroof	-	●
Roofrail		●
Shark fin		●
Electric tailgate	-	●
Interior Equipment		
Driving information display	10.25 inch	
Head-up display	-	●
Ambient light		●
Steering wheel 4-way adjustable		●
Multifunction steering wheel		●
Column shifter		●
Keyless entry		●
Auto dimming rearview mirror		●
Driver seat 6-way power adjustment		●
Driver seat with 4-way power lumbar support	-	●
Driver seat with ventilation and heating	-	●
Driver seat with memory	-	●
Front passenger seat 4-way power adjustment		●
Front passenger seat with ventilation and heating	-	●
Front passenger seat with massage	-	●
Front passenger seat with leg cushion	-	●
Center armrest with storage		●
Flat-folding 60:40 split for second-row seats		●
Second-row seats: Three headrests		●
Second-row seats with armrest and cup holder		●
Flat-folding 50:50 split for third-row seats		●
Dual air conditioning		●
PM25 filter		●
Automatic air conditioning quality control system	-	●
Second-row air vent		●
Wireless charging		●
USB sockets for front and rear		●
Entertainment Equipment		
Entertainment touch screen display	15.6 inch	
Mobile connect with Apple Carplay and Android Auto		●
Bluetooth		●
Audio	10 Sony speakers	12 Sony speakers

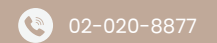

GRADE & COLOR				
EXTERIOR	AURA GREEN	IVORY WHITE	EMERALD GRAY	CRYSTAL BLACK
PHEV 4WD ELITE	●	○	●	●
PHEV 2WD ESTEEM	-	○	●	●

INTERIOR COLOR
BLACK

SIZE

The company reserves the right to modify models, technical specifications, systems, and equipment both interior and exterior at any time without prior notice. Images and colors shown in this document may differ from actual products.  
\*Actual driving range depends on individual driving behavior, road conditions, ambient temperature, number of passengers, and other factors.





Disclaimer : The company reserves the right to modify models, technical specifications, systems, and equipment both interior and exterior at any time without prior notice. Images and colors shown in this document may differ from actual products.

CHERYT8CSHB01V01-30092025