

V23

CHERY

BORN TO
PLAY



V23

THE RETRO-STYLISH, BOXY ELECTRIC CITY CAR

The CHERY V23 is a 100% electric vehicle that sparks excitement with every drive. Its retro-inspired, bold and boxy design is built to match your adventurous spirit.



BOXY DESIGN, COOL FROM EVERY ANGLE

The CHERY V23, with its signature boxy silhouette, captures the sense of fun and individuality. Designed for diverse lifestyles, it combines bold personality with everyday versatility.



EXTERNAL STORAGE BOX

A distinctive tailgate storage box blending everyday practicality with retro style.

SMOKE CHROME WHEEL

21-inch alloy wheels* pumping sporty confidence, sleek attitude, and commanding presence.

WIPER FLUID REFILL

Hood-mounted wiper fluid port designed for quick, easy access, adding a distinct sporty touch.

EYE-CATCHING FRONT DESIGN

Retro-styled circular headlamps catching attention from every angle.

INTERIOR

Fun in Every Drive

Enjoy wide-open cabin visibility, airy headroom, and practical features that work as hard as you play.

15.4" MULTI-INFOTAINMENT DISPLAY

15.4-inch touchscreen with Apple CarPlay and Android Auto⁽²⁾, bluetooth connectivity and 540°surround-view camera.**

RETRO-STYLED CENTER CONSOLE

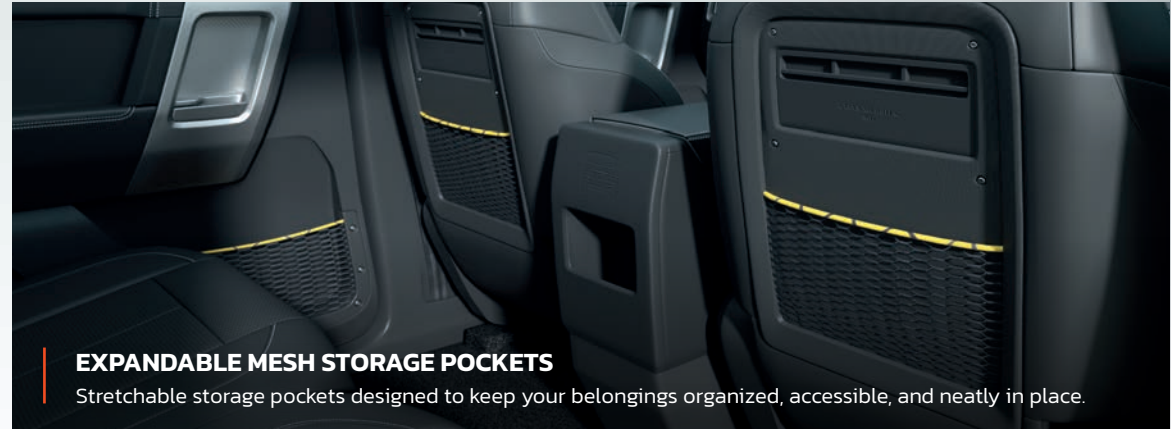
A retro-inspired center console with rotary knobs featuring 6 driving modes* (Eco, Comfort, Sport, Slippery, Off-road, and Individual), adjustment for temperature, fan speed, and volume, complemented by vibrant yellow air vents.

FLEXIBLE CABIN SPACE

Transform your cabin with 180-degree front-folding seats for a more spacious passenger area.

Disclaimer : The company reserves the right to modify models, technical specifications, systems, and equipment both interior and exterior at any time without prior notice. Images and colors shown in this document may differ from actual products.⁽¹⁾ Android Auto support available November 2025 onwards, subject to system completion.
*4WD PEAK model only / **2WD PLUS and 4WD PEAK models only.

Every Journey Filled with Fun, Comfort and Convenience



12 ADAS

ADVANCED DRIVER-ASSISTANCE SYSTEM** Drive with maximum confidence and total peace of mind.

• BLIND-SPOT DETECTION (BSD)

• LANE DEPARTURE WARNING (LDW)

• ADAPTIVE CRUISE CONTROL (ACC)

• REAR COLLISION WARNING (RCW)

• TRAFFIC JAM AVOIDANCE ASSISTANT (TJA)

• REAR CROSS TRAFFIC ALERT (RCTA)

• AUTONOMOUS EMERGENCY BRAKING (AEB)

• DOOR OPEN WARNING (DOW)

• FRONT COLLISION WARNING (FCW)

• HIGH BEAM/LOW BEAM AUTO ADJUST

• LANE KEEPING ASSIST (LKA)

• LANE DEPARTURE PREVENTION (LDP)




URBAN AGILITY, OPEN ROAD FUN

MacPherson strut front suspension and multi-link rear suspension reduce vibration and deliver outstanding stability for a smooth, confident drive.



SAFE AND CONFIDENT ON EVERY JOURNEY

A high-strength steel body structure enhances rigidity and safety to the next level.



BATTERY PROTECTION

A reinforced battery shield with PVC coating prevents corrosion and protects against impact from road debris.



SPECIFICATION

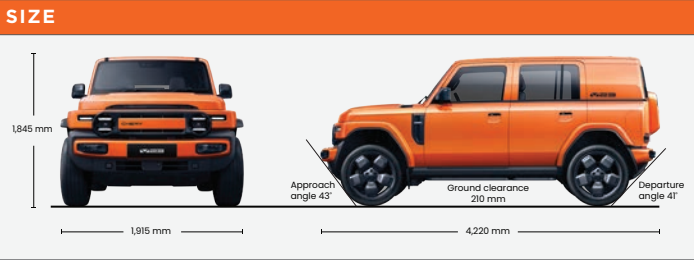

Grade		2WD PLAY	2WD PLUS	4WD PEAK
Technical Data				
Powertrain		Electric	Electric	Electric
Drive mode		Rear 2WD	Rear 2WD	4WD
Number of electric motors		1	1	2
Maximum power	kW (Ps)	100 (136)	100 (136)	155 (211)
Maximum torque	Nm	180	180	292
Battery capacity	kWh	59.93	59.93	81.76
Driving range (l)	km (NEDC standard)	360	360	430
Driving range (I)	km (CLTC standard)	401	401	501
AC charge mode	kW	6.6	6.6	6.6
DC charge mode (estimated) (maxmum)	kW	85	85	104
Vehicle to load (V2L)	kW	3.3	3.3	3.3
Acceleration 0-100 km/h (estimated)	sec	11	11	7.5
Top speed	km / h	140	140	140
Consumption	kWh / 100 km	20	20	22
Luggage compartment capacity	L	372	372	372
Transmission		Automatic	Automatic	Automatic
Dimensions (L x W x H)	mm	4,220 x 1,915 x 1,845	4,220 x 1,915 x 1,845	4,220 x 1,915 x 1,845
Wheelbase	mm	2,735	2,735	2,735
Distance (front / rear)	mm	1,613/1,641	1,613/1,641	1,613/1,641
Ground floor clearance	mm	205	205	210
Front suspension - MacPherson strut		o	o	o
Rear suspension - Multi-link		o	o	o
Front ventilated disc brakes		o	o	o
Rear disc brakes		o	o	o
Tires/wheels - front and rear		255/55 R19	255/55 R19	265/45 R21
Comfort Technology				
Driving mode (ECO, Comfort, Sport, Slippery, Individual)		o	o	Off-road
Electrical park brake (EPB) with Autohold		o	o	o
Repair kit		o	o	o
Rear camera		o	-	-
Panoramic view camera with 540 degree display		-	o	o
Front and rear parking sensors		o	o	o
Cruise control		o	-	-
Adaptive cruise control (ACC)		-	o	o
Traffic jam avoidance assistant (TJA)		-	o	o
Departure reminder		-	o	o

Grade	2WD PLAY	2WD PLUS	4WD PEAK
Comfort Technology			
Tire pressure monitoring system (TPMS)	o	o	o
NFC & Keyless entry	o	o	o
Central locking	o	o	o
Auto unlocking in case of collision	o	o	o
Auto locking on exit	o	o	o
App remote control	o	o	o
Voice recognition	o	o	o
Safety Technology			
Autonomous emergency braking (AEB)	-	o	o
Front collision warning (FCW)	-	o	o
Rear collision warning (RCW)	-	o	o
Rear cross traffic alert (RCTA)	-	o	o
Door open warning (DOW)	-	o	o
Lane departure warning (LDW)	-	o	o
Lane keeping assist (LKA)	-	o	o
Blind-spot detection (BSD)	-	o	o
Lane departure prevention (LDP)	-	o	o
Hill start assist control (HAC)	o	o	o
Hill descent control (HDC)	o	o	o
Front dual airbags	o	o	o
Front side airbags	o	o	o
Side curtain airbags	o	o	o
Front and rear seatbelt pretensioners	o	o	o
ISOFIX	o	o	o
Brake override system (BOS)	o	o	o
Electronic stability program (ESP)	o	o	o
Traction control system (TCS)	o	o	o
Anti-skid brake system (ABS)	o	o	o
Electric brake force distribution (EBD)	o	o	o
Brake assist system (BAS)	o	o	o
Exterior Equipment			
LED headlight	o	o	o
Follow-me-home headlight function	o	o	o
Automatic headlight	o	o	o
High beam/low beam auto adjust	-	o	o
LED DRL daytime running lamp	o	o	o

Grade	2WD PLAY	2WD PLUS	4WD PEAK
Exterior Equipment			
LED side turning lamp	o	o	o
LED rear lamp	o	o	o
LED high mounting stop light	o	o	o
Emergency stop signal	o	o	o
Rear fog lamp	o	o	o
Anti-scratch strip	o	o	o
Sidestep	o	o	o
Flip door handle with light	o	o	o
Acoustic front windows	o	o	o
Sensor wiping	o	o	o
Power windows with one-touch function	o	o	o
Door mirror power adjust	o	o	o
Door mirror with heating	o	o	o
Rear windshield heating	o	o	o
Horizontal trunk door	o	o	o
Trunk storage box	o	o	o
Interior Equipment			
Trunk light	o	o	o
Multifunction steering wheel	o	o	o
Column shifter	o	o	o
Driver seat 6-way power adjustment	o	o	o
Driver seat ventilation	o	o	o
Front passenger seat 4-way power adjustment	o	o	o
Front passenger seat with ventilation	o	o	o
Flat-folding 50:50 split for second row seats	o	o	o
Second-row seats: Two headrests	o	o	o
Auto air conditioning	o	o	o
PM2.5 filter	o	o	o
Armrest with storage	o	o	o
3 USB sockets	o	o	o
Entertainment Equipment			
Central control screen 15.4 inch	o	o	o
Mobile connect with Apple Carplay and Android Auto (2)	o	o	o
Bluetooth	o	o	o
Audio with 7 speakers	o	o	o
Speed-sensing volume	o	o	o

COLOR

V23 GRADE & COLOR					
					
EXTERIOR	VIBE ORANGE	SPORTY WHITE	DYNAMIC GREEN	SPARKLE SILVER	IGNITE BLACK
4WD PEAK	●	○	●	●	●
2WD PLUS	●	○	●	●	●
2WD PLAY	-	○	●	●	●



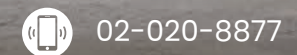
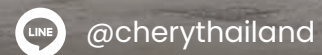
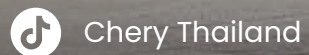
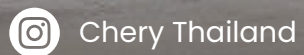
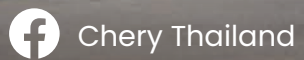
Disclaimer : The company reserves the right to modify models, technical specifications, systems, and equipment both interior and exterior at any time without prior notice. Images and colors shown in this document may differ from actual products.

(1) Actual driving range depends on individual driving behavior, road conditions, ambient temperature, number of passengers, and other factors.

(2) Android Auto support available November 2025 onwards, subject to system completion.



www.chery-thailand.com



Disclaimer : The company reserves the right to modify models, technical specifications, systems, and equipment both interior and exterior at any time without prior notice. Images and colors shown in this document may differ from actual products.

CHERYV23B01V01-30092025